



MY CULTURAL JOURNEY

50 things to do
by the end of Year 2



EXCITE
EXPLORE
EXCEL

3. Go to the park.

List 3 activities you enjoyed doing at the park.

4. Learn and recite a poem.

Write some of the poem you've been learning.

5. Feed the ducks.

Attach a photo of the ducks you fed.



6. Visit a museum.


Describe which exhibit you found most interesting and why.

8. Skim a stone.

How many times did your stone bounce on the water?

9. Go for a forest walk.

Draw an observational sketch of a plant you spotted in the forest.



12. Watch a pantomime.

Insert the original or a copy of the ticket you used to gain admission to the pantomime. Write some sentences explaining what happens in the pantomime.

13. Make a sculpture from clay.

Attach a photograph of your sculpture made from clay.



14. Borrow a book from a library.

Describe what book you borrowed from the library. What is the title? Who is the author? Who are the main characters?

16. Buy something from a shop.

Write down how much money the item cost you and draw the coins or notes you used to buy the item.




17. Create a comic strip.

Attach the comic strip you created.

18. Draw a self-portrait.

Attach a photo or photocopy of your self-portrait.



19. Go on a bug hunt.

List 5 of the different bugs you spotted.

20. School Choice 2: Make a rope swing.

Explain how you made your rope swing. What materials were needed? Did any of your friends help?



21. Watch a film in a cinema.

Attach the ticket you used to gain admission to the cinema and write a few sentences describing what happened in the film.



22. Dress up for World Book Day.

Attach a photo of yourself in your World Book Day costume.



23. Learn to use cutlery properly when eating.

Explain which hands you correctly hold a knife and fork in and what different utensils you may use to eat breakfast, lunch and dinner.

24. Start a special collection and show it to your friends.

List 4 things that are in your special collection and write a sentence describing how you felt showing it to your friends.

25. Take part in an Easter egg hunt.


Attach the map/instructions you used to successfully complete your Easter egg hunt.

26. Go to the zoo.

Describe the animal you enjoyed seeing the most and explain why.

27. Paint a landscape.

Attach your painted landscape.



29. Try birdwatching.

Create a piece of artwork showing the different birds you saw.




30. School Choice 3: Take part in sports day.

Explain what your role was in the sports day. What sports event did you take part in? Did you win any of the races? Did you enjoy the day?

31. Go to a farm.

Draw a picture of the animals you saw at the farm.

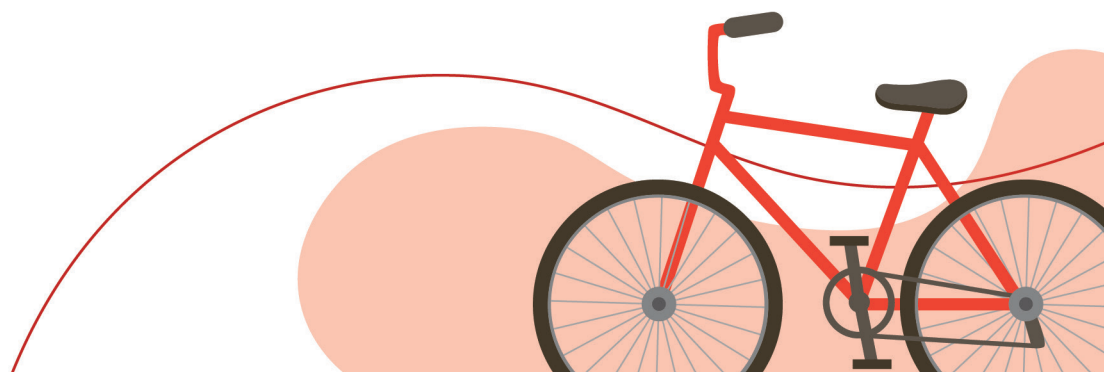


32. Create a collage.

Attach a photo of your collage and write a list of the materials you used.

37. Learn to ride a bike.

Write a few sentences describing how you learnt to ride a bike. Did someone help you? Did you use stabilisers to assist you? What techniques did you use?



38. Climb a tree.


Attach a photograph of you climbing a tree. Write a few sentences explaining how you felt climbing the tree. Was it hard? Did you find it easy? What techniques did you use?

39. Grow cress.

List three things that were needed for your cress seeds to grow successfully.


40. Make a mud pie.

Attach a photograph of your mud pie and describe how the mud felt in a sentence.



41. School Choice 4: Take a photograph of a local landmark.

Attach the photograph you took of a local landmark.




43. Build a den in your house.

List three items you used to make your den.

44. Try cloud watching.

Draw an observational sketch of the clouds you saw and write a few sentences describing what you think they looked like.




46. Wrap and give someone a present.

List 3 things you needed to wrap the present and explain how you felt giving it to someone special.

47. Read a story under a tree.

Attach a photograph of you reading a story under a tree and write a sentence explaining how it made you feel.



48. Write and post a letter.

Attach your completed letter. Complete a few sentences explaining who you sent your letter to and why.

